



Mini-Horns

The SpectrAlert® Advance series of mini-horn sounders are designed to simplify installations to provide primary and secondary signaling for fire and security applications.



SPECTRAlert
ADVANCE
from System Sensor

Features

- 12 and 24V operation
- High and low volume settings
- Temporal and non-temporal tones
- Mounts to single gang back box
- Low current draw
- Accelerated silence test feature on silencable models
- Mechanically and electrically compatible with PA400 series Mini-Alert™ sounders

The MHR and MHW mini-horns are ideal for residential, hotel or motel fire system applications, where a smaller notification device is desired. The mini-horns come in versions that offer high and low volume settings, temporal or non-temporal tones, synchronization and silencing to meet the intent of the National Building Code Section 3.2.4.18.9. The mini-horns can be mounted to single gang back boxes for aesthetically sensitive applications. Synchronization is provided on certain models when using the MDLA module. Mini-horns with silencing have an accelerated silence test feature which allows testing of the silence operation without waiting for the entire time-out period.

The MHR and MHW mini-horns can operate between 0 to 49C (32 to 120F) from a regulated DC or full-wave rectified, unfiltered power supply. They are listed to Underwriter's Laboratories of Canada CAN/ULC S525.

Agency Listings



SpectrAlert® Advance Mini-Horn Specifications

Architectural/Engineering Specifications

MHRZA/MHWZA

Mini-horns shall be a System Sensor Model MHRZA or MHWZA capable of operating at nominal 12 or 24VDC and shall mount to a single gang back box. Mini-horn shall be listed to Underwriter's Laboratories of Canada CAN/ULC S525. Mini-horns shall operate between 0 and 49 degrees Celsius (32 and 120 degrees Fahrenheit) from a regulated DC, or full-wave rectified, unfiltered power supply. When used with the Sync•Circuit™ Module Model MDLA, 12-volt rated notification appliance circuit outputs shall operate between 9 and 17.5 volts; 24-volt rated notification appliance circuit outputs shall operate between 16 and 33 volts. Mini-horns shall have settings for Hi/Low volume and temporal/continuous tones. A Silence feature shall be included to allow silencing of the mini-horn to meet the intent of the National Building Code Section 3.2.4.18.9. Mini-horns shall have the ability of an accelerated silence test feature and shall be able to operate from either continuous or coded NAC circuits.

MHRA/MHWA

Mini-horns shall be a System Sensor Model MHRA or MHWA capable of operating at nominal 12 or 24VDC and shall mount to a single gang back box. Mini-horn shall be listed to Underwriter's Laboratories of Canada CAN/ULC S525. Mini-horns shall operate between 0 and 49 degrees Celsius (32 and 120 degrees Fahrenheit) from a regulated DC, or full-wave rectified, unfiltered power supply. When used with the Sync•Circuit™ Module Model MDLA, 12-volt rated notification appliance circuit outputs shall operate between 9 and 17.5 volts; 24-volt rated notification appliance circuit outputs shall operate between 16 and 33 volts. Mini-horns shall have settings for Hi/Low volume and temporal/continuous tones. Mini-horns shall be able to operate from either continuous or coded NAC circuits.

MHR1A/MHW1A

Mini-horns shall be a System Sensor Model MHR1A or MHW1A capable of operating at nominal 12 or 24VDC and shall mount to a single gang back box. Mini-horn shall be listed to Underwriter's Laboratories of Canada CAN/ULC S525. Mini-horns shall operate between 0 and 49 degrees Celsius (32 and 120 degrees Fahrenheit) from a regulated DC, or full-wave rectified, unfiltered power supply. Mini-horns shall be able to operate from either continuous or coded NAC circuits.

Physical Specifications

Dimensions	See Mechanical Drawing
Weight	2.67 oz.
Operating Temperature Range	0°C to 49°C (32°F to 120°F)
Mounting	Single-gang

Electrical Specifications

Input Terminals	12 to 18 AWG
Nominal Voltage	Regulated 12DC/FWR or regulated 24DC/FWR
Operating Voltage	8-33
Operating Voltage with MDLA	9-33
Sounder Frequency	3 KHZ(nominal)
Silence Time (MHRZA/MHWZA)	10 minutes max.
Silence Reset	4 seconds TYP.
Power down Time (MHRZA/MHWZA)	

Sound Output (dBA) in Anechoic Room

MHR1A/MHW1A

Tone	Power Supply	Voltage				
		8V	12V	16V	24V	33V
Temporal (from FACP)	DC	88	90	92	93	94
	FWR	88	93	94	94	95
Continuous	DC	88	90	91	92	93
	FWR	88	90	91	91	91

MHRA/MHWA

Switch Position	Sound Pattern	Volume	Power Supply	Voltage				
				8	12	16	24	33
1	Temporal	High	DC	87	91	94	95	95
			FWR	90	93	94	95	95
2	Temporal	Low	DC	86	89	91	93	93
			FWR	88	92	93	92	90
3	Non-Temporal	High	DC	86	88	90	92	93
			FWR	86	89	90	92	94
4	Non-Temporal	Low	DC	85	88	89	91	92
			FWR	85	88	89	90	91

MHRZA/MHWZA

Switch Position	Sound Pattern	Volume	Power Supply	Voltage		
				16	24	33
1	Temporal	High	DC	89	90	91
			FWR	92	91	91
2	Temporal	Low	DC	87	89	89
			FWR	90	89	89
3	Non-Temporal	High	DC	89	90	90
			FWR	87	89	90
4	Non-Temporal	Low	DC	86	87	86
			FWR	86	86	89

Current Draw (mA RMS)

MHR1A/MHW1A

Tone	Power Supply	Voltage				
		8V	12V	16V	24V	33V
Temporal (from FACP)	DC	4	6	9	12	12
	FWR	4	6	9	11	12
Continuous	DC	6	8	12	15	16
	FWR	5	9	12	15	17

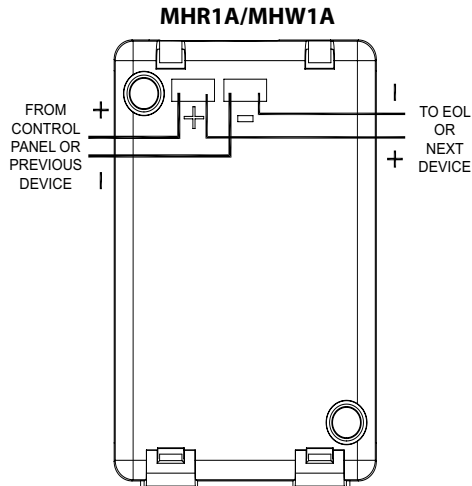
MHRA/MHWA

Switch Position	Sound Pattern	Volume	Power Supply	Voltage				
				8	12	16	24	33
1	Temporal	High	DC	6	9	13	16	18
			FWR	6	8	10	14	16
2	Temporal	Low	DC	5	8	11	13	15
			FWR	5	6	9	12	14
3	Non-Temporal	High	DC	7	11	15	19	21
			FWR	6	9	12	16	19
4	Non-Temporal	Low	DC	6	9	12	15	17
			FWR	5	8	11	14	16

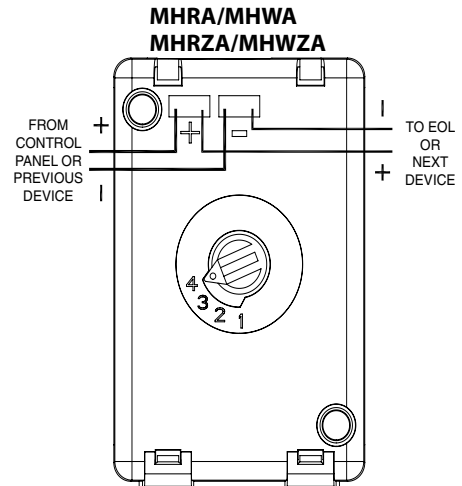
MHRZA/MHWZA

Switch Position	Sound Pattern	Volume	Power Supply	Voltage		
				16	24	33
1	Temporal	High	DC	18	17	13
			FWR	18	15	12
2	Temporal	Low	DC	16	13	11
			FWR	16	13	10
3	Non-Temporal	High	DC	21	19	14
			FWR	20	17	14
4	Non-Temporal	Low	DC	17	15	11
			FWR	17	14	11

Wiring Diagrams

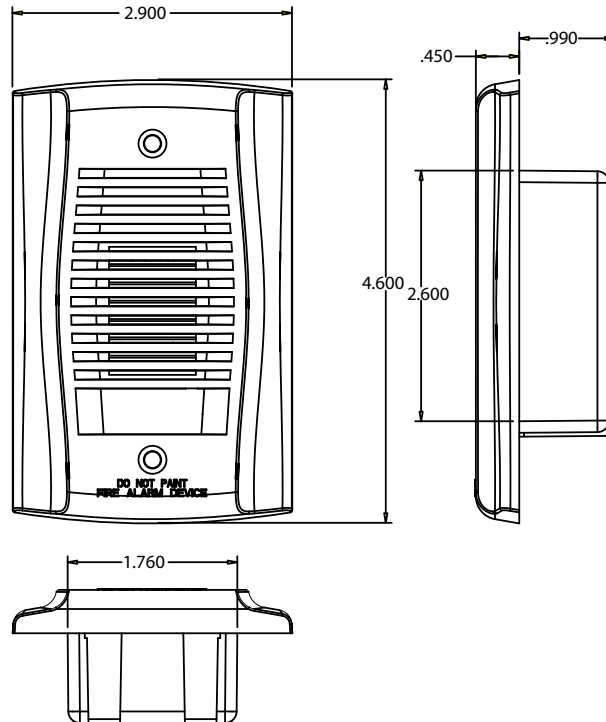


NOTE: SHOWN WITH CONTROL PANEL IN ALARM. PANEL POLARITY REVERSED IN SUPERVISORY CONDITION.



NOTE: SHOWN WITH CONTROL PANEL IN ALARM. PANEL POLARITY REVERSED IN SUPERVISORY CONDITION.

Mechanical Drawing



Ordering Information

Part No.	Description
MHR1A	Mini-Horn, Red
MHW1A	Mini-Horn, White
MHRA	Mini-Horn, Red, Selectable Tone and Volume, Synchronizable
MHWA	Mini-Horn, White, Selectable Tone and Volume, Synchronizable
MHRZA	Mini-Horn, Red, Silencable, Selectable Tone and Volume, Synchronizable
MHWZA	Mini-Horn, White, Silencable, Selectable Tone and Volume, Synchronizable



6-6581 Kitimat Road • Mississauga ON, L5N 3T5
Phone: 800-SENSOR2 • www.systemsensor.ca

©2007 System Sensor.
Product specifications subject to change without notice. Visit www.systemsensor.com for current product information, including the latest version of this data sheet.
A05-0414-000 • 1/07 • #1743